

2020 RESULTS



REMOTE VERIFICATION GUIDELINES

The safety precautions and travel restrictions necessitated by the lengthy COVID-19 pandemic required temporary changes to the way Green Marine's verification process can be done. Green Marine developed new guidelines for its accredited verifiers to conduct a verification remotely with the compulsory face-to-face discussion taking place through videoconferencing if an in-person or on-site visit by the verifier was not deemed feasible. The revised guidelines ensure that the verification process is done in the same thorough and rigorous manner using an online platform as required.

COVID-19's North American spread began last year in the midst of the Green Marine's standard verification timeframe. Given the sudden travel restrictions and social distancing requirements, as well as the need by most of the membership and verifiers to shift to home-based operations, Green Marine granted an extension as well as a one-year postponement to all participants from their required verification date. The staggered postponement will prevent an excess of verifications having to be done for the exact same date, while still ensuring that all are duly completed within a reasonable established timeframe.


External verification remains a condition for Green Marine certification. New participants are only certified after their initial verification is completed.

INTERPRETATION NOTES

The term n.a. (non applicable) appears several times in the report's tables because the environmental issues addressed by the program do not necessarily apply to all participants. For example, a container terminal doesn't handle dry bulk commodities. An n.a. denotation could also refer to a situation in which a participant does not have full control over the operations on its premises. For example, a port cannot apply the Green Marine criteria where a terminal operator is in charge of facilities. Many port authorities oversee the leasing of port property and do not themselves operate terminals.


The published results indicate each participant's self-reported and verified performance within the Green Marine program's indicators. While the program's self-evaluation is comprehensive, it is not an exhaustive assessment of all environmental matters related to a participant's maritime operations. Green Marine has not itself evaluated the environmental performance of the participating enterprises. Each participant is required to submit all of the documentation for the performance level claimed for each indicator to an external verifier typically every two years for verification.




SHIP OWNERS 	AQUATIC INVASIVE SPECIES	AIR EMISSIONS (SOX & PM)	AIR EMISSIONS (NOX)	GREENHOUSE GASES	OILY DISCHARGE	WASTE MANAGEMENT	UNDERWATER NOISE
Alaska Marine Highway System	4	2	2	2	2	4	4
Algoma Central Corporation	4	4	3	4	5	4	4
Atlantic Towing Limited	3	4	3	5	3	4	4
Bay Ferries	n.a.	2	2	2	2	2	2
Bold Ocean*	1	1	1	1	1	2	1
British Columbia Ferry Services Inc.	n.a.	3	3	3	2	2	3
Canada Steamship Lines	4	4	4	4	4	5	4
Canfornav	5	3	3	4	5	5	3
Clipper Vacations*	n.a.	3	2	2	2	2	1
Coastal Shipping Limited	2	2	2	2	2	2	2
Croisières AML	n.a.	4	3	3	3	2	3
CSL International	4	3	3	5	4	5	4
CTMA Group	2	3	3	2	2	3	3
Federal Fleet Services	3	2	2	2	2	3	2
Fednav Limited	5	3	3	4	3	5	4
Fishermen's Finest, Inc.	2	1	1	1	1	1	1
Great Lakes Towing Company	n.a.	2	2	2	3	2	n.a.
Groupe Desgagnés	5	5	5	5	4	5	4
Horizon Maritime	4	3	3	3	2	3	4
Interlake Steamship Company	4	2	2	2	2	2	n.a.
Laurentian Pilotage Authority	n.a.	2	2	2	3	2	4
Lower Lakes Towing Ltd	3	3	3	2	2	2	1
Marine Atlantic Inc.	n.a.	3	3	3	3	3	3
McAsphalt Marine Transportation Ltd.	5	5	3	3	3	3	2
McKeil Marine Limited	4	3	3	2	2	2	2
NEAS Inc.	4	3	3	3	3	3	3
North Arm Transportation	n.a.	4	3	3	4	3	3
Northumberland Ferries	n.a.	2	2	2	2	2	2
Ocean Remorquage Québec Inc.	n.a.	4	3	2	2	2	2
Oceanex	3	4	4	3	5	3	4
Ontario Ministry of Transportation (MTO)*	n.a.	1	1	1	1	2	n.a.
Owen Sound Transportation Company	n.a.	2	2	2	2	2	n.a.
Puget Sound Pilots	n.a.	2	2	2	2	1	3
Reformar	3	3	3	3	2	3	2
Saam Towage Canada Inc.	n.a.	3	3	3	2	2	2
Seaspan Marine Transportation	n.a.	5	5	4	3	4	4
Secunda Canada LP	2	2	2	2	1	2	2
Société des traversiers du Québec	n.a.	3	3	3	2	2	2
Washington State Ferries	n.a.	3	3	3	2	2	2

n.a.: non applicable


* New participant whose results have not yet been verified.

TERMINALS AND STEVEDORING COMPANIES 	GHG AND AIR POLLUTANTS	SPILL PREVENTION	DRY BULK HANDLING AND STORAGE	COMMUNITY IMPACTS	ENVIRONMENTAL LEADERSHIP	WASTE MANAGEMENT
ABC Recycling Ltd.	2	2	n.a.	2	3	2
AltaGas	3	4	n.a.	2	2	2
Bay Ferries	2	2	n.a.	2	3	2
British Columbia Ferry Services Inc.	3	3	n.a.	2	3	2
Ceres Terminals Inc. (Baltimore, Hampton Roads, Charleston, Savannah, Jacksonville, Port Canaveral, Tampa, Houston, Port Hueneme, Vancouver BC)	3	5	n.a.	3	5	3
COVE	1	1	n.a.	2	1	1
DP World Prince Rupert Inc.	5	5	n.a.	5	5	3
Empire Stevedoring Co. Ltd (Montréal)	3	3	n.a.	5	2	2
Federal Marine Terminals Inc. (Burns Harbor, Hamilton, Milwaukee, Thorold, Albany, Eastport, Port Manatee, Tampa, Lake Charles)	3	2	3	2	3	2
G3 Canada Limited (Hamilton)	4	5	5	3	3	2
G3 Canada Limited (Québec)	3	2	2	2	3	2
G3 Canada Limited (Thunder Bay)	3	2	5	2	3	2
G3 Canada Limited (Trois-Rivières)	3	4	4	2	3	3
G3 Terminal Vancouver	5	4	5	5	4	3
GCT Global Container Terminals Inc. (GCT Bayonne, GCT Deltaport, GCT New York, GCT Vanterm)	5	5	n.a.	5	5	3
Glencore (Québec)	4	5	5	5	5	4
Great Lakes Stevedoring DBA Metro Ports	2	2	1	1	1	1
Groupe Desgagnés (Relais Nordik Sept-Îles)	3	3	n.a.	2	3	5
Groupe Somavrac - Porlier Express (Sept-Îles)	3	3	n.a.	3	3	3
Groupe Somavrac - Servitank Inc. (Bécancour)	3	3	n.a.	2	2	2
Gulf Stream Marine, Inc. (Corpus Christi, Manchester, Care, Freeport, Brownsville)	3	2	n.a.	2	2	1
IOC (Iron Ore Company, Sept-Îles)	3	5	5	5	4	3
Kildair Service ULC	3	5	n.a.	2	3	3
Logistec Corporation (Montréal, Contrecoeur, Halifax, Saint John, Trois-Rivières, Rideau Bulk, Sept-Îles, Thunder Bay, Toronto)	3	2	2	2	2	2
Logistec USA Inc. (Balterm, Brunswick, Crossglobe, Port Manatee)	3	3	3	2	3	2
Marine Atlantic Inc.	3	3	n.a.	5	4	3
McInnis Cement Inc.	3	3	3	3	3	3
Montreal Gateway Terminals Partnership	5	4	n.a.	5	5	3
Neptune Bulk Terminals (Canada) Ltd.	5	5	5	5	5	5
New Orleans Terminal LLC	3	5	n.a.	5	4	4
Norcan Petroleum Group Inc.	3	3	n.a.	3	3	3
Northumberland Ferries	2	2	n.a.	2	3	2
Owen Sound Transportation Company	2	2	n.a.	2	2	2
Pacific Coast Terminals Co. Ltd.	3	4	5	5	4	3
Patriot Stevedoring + Logistics	1	5	1	2	1	1
Picton Terminals	2	2	2	2	1	3
PSA Halifax	4	5	n.a.	2	3	3
QSL - Integrated Logistics	3	2	2	2	2	2
QSL America - Nasco	2	2	2	2	2	2
QSL Canada inc. - Anse au foulon	3	2	2	2	3	2
QSL Canada inc. - Baie Comeau	3	2	2	2	2	2
QSL Canada inc. - Bas St-Laurent (Matane, Cacouna)	3	2	2	2	2	2
QSL Canada inc. - Beauport	3	2	2	2	3	2
QSL Canada inc. - Bécancour	3	2	2	2	2	2
QSL Canada inc. - Belledune	3	2	2	2	2	2
QSL Canada inc. - Côte Ste-Catherine	3	2	2	2	2	2
QSL Canada inc. - Grande-Anse	3	2	2	2	3	2
QSL Canada inc. - Hamilton	3	2	2	2	2	2
QSL Canada inc. - Oshawa	3	2	2	2	2	2
QSL Canada inc. - Sept-Îles	3	2	2	2	3	2
QSL Canada inc. - Sorel-Tracy	3	2	2	2	2	2


n.a.: non applicable


TERMINALS AND STEVEDORING COMPANIES 	GHG AND AIR POLLUTANTS	SPILL PREVENTION	DRY BULK HANDLING AND STORAGE	COMMUNITY IMPACTS	ENVIRONMENTAL LEADERSHIP	WASTE MANAGEMENT
Ridley Terminals Inc.	5	5	5	5	5	4
Rio Tinto (Port-Alfred)	5	5	5	5	5	3
Squamish Terminals Ltd (Member of The Western Group)	5	3	n.a.	5	5	4
Sterling Fuels Limited	2	5	n.a.	3	3	3
Termontr Montréal	3	2	n.a.	2	3	2
Tidal Coast Terminals Ltd.	3	2	2	3	2	2
Trans Mountain (Westridge terminal)	3	3	n.a.	3	4	3
TraPac (Los Angeles)	5	5	n.a.	2	2	3
Tymac Launch Service Ltd.	3	2	n.a.	3	2	2
Valero Energy (Jean-Gaulin Refinery)	4	5	n.a.	5	5	3
Valero Energy (Montreal-East Terminal)	3	3	n.a.	3	4	3
Valleytank	3	5	n.a.	2	2	2
Valport Maritime Services Inc.	3	2	2	2	2	2
Washington State Ferries	3	3	n.a.	2	3	2
Waterfront Petroleum Terminal Company	2	3	2	2	3	2
Waterson Terminal Services LLC	3	3	3	2	2	2
West Coast Reduction Ltd.	4	5	n.a.	5	4	3
Western Stevedoring Co. Ltd. (Lynnterm)	3	2	n.a.	2	3	2
Westshore Terminals	3	2	2	5	2	2
Yellowline Asphalt Products Ltd.	2	5	n.a.	2	2	2

n.a.: non applicable

SAINT LAWRENCE SEAWAY 	GHG AND AIR POLLUTANTS	SPILL PREVENTION	COMMUNITY IMPACTS	ENVIRONMENTAL LEADERSHIP	WASTE MANAGEMENT
Great Lakes St. Lawrence Seaway Development Corporation / Saint Lawrence Seaway Management Corporation †	4,1	5	5	5	4,1

† Each Seaway corporation filed an individual evaluation to Green Marine and had its results separately verified, but they both opted to publish their results jointly to reflect their allied efforts in achieving environmental excellence. The published results are the weighted average of the individual results based on the number of locks managed by each Seaway corporation.

SHIPYARDS 	GHG AND AIR POLLUTANTS	SPILL PREVENTION	COMMUNITY IMPACTS	ENVIRONMENTAL LEADERSHIP	WASTE MANAGEMENT
Blount Boats	1	2	2	1	1
British Columbia Ferry Services Inc.	3	3	2	3	3
Great Lakes Shipyard	2	2	2	2	2
Motive Power Marine	2	2	2	2	2
Ocean Industries Inc.	3	2	2	2	2
Point Hope Maritime Ltd.	2	4	2	3	3
Seaspan Shipyards	3	4	4	4	4
Washington State Ferries	3	3	2	3	2

PORT AUTHORITIES 	GHG & AIR POLLUTANTS	SPILL PREVENTION	DRY BULK HANDLING AND STORAGE	COMMUNITY IMPACTS	ENVIRONMENTAL LEADERSHIP	WASTE MANAGEMENT	UNDERWATER NOISE
Alabama State Port Authority	4	2	2	2	3	2	n.a.
Bécancour Waterfront Industrial Park	3	2	n.a.	2	4	2	n.a.
Belledune Port Authority	1	2	n.a.	1	2	2	1
Canaveral Port Authority	2	5	n.a.	2	3	2	2
Duluth Seaway Port Authority	3	5	5	5	4	2	n.a.
Greater Victoria Harbour Authority	5	5	n.a.	4	4	3	3
Halifax Port Authority	5	5	n.a.	4	5	5	2
Hamilton-Oshawa Port Authority (Hamilton)	3	4	n.a.	4	4	4	n.a.
Hamilton-Oshawa Port Authority (Oshawa)	3	2	n.a.	4	3	3	n.a.
Illinois International Port Authority	1	2	n.a.	2	2	2	n.a.
Montréal Port Authority	5	5	n.a.	5	5	5	n.a.
Nanaimo Port Authority	3	2	n.a.	2	4	2	2
Northwest Seaport Alliance	5	3	n.a.	2	4	3	2
Port Alberni Port Authority	2	2	n.a.	2	2	3	1
Port Everglades	5	5	n.a.	5	5	4	4
Port Milwaukee	3	2	n.a.	2	3	2	n.a.
Port of Albany	3	2	n.a.	2	3	2	n.a.
Port of Anacortes	1	2	2	2	3	2	1
Port of Cleveland	3	3	3	2	4	2	n.a.
Port of Corpus Christi	4	4	4	2	4	3	1
Port of Everett	1	4	2	2	3	2	1
Port of Galveston	2	2	2	2	2	2	1
Port of Goderich	2	2	1	1	1	1	n.a.
Port of Gulfport (Mississippi State Port Authority)	2	5	3	2	2	2	1
Port of Hueneme	3	5	n.a.	5	5	5	2
Port of Indiana - Burns Harbor	2	4	n.a.	4	3	2	n.a.
Port of Indiana - Jeffersonville	2	2	n.a.	2	2	1	n.a.
Port of Indiana - Mount Vernon	2	3	n.a.	2	2	2	n.a.
Port of Monroe	2	2	4	2	4	2	n.a.
Port of New Orleans	2	4	n.a.	4	4	3	n.a.
Port of Olympia	1	4	3	1	2	1	2
Port of Pensacola	1	4	1	2	1	1	1
Port of San Diego	5	5	n.a.	5	2	5	1
Port of Seattle	5	5	n.a.	5	5	5	2
Port of Stephenville	2	2	1	1	1	2	1
Port of Stockton	3	5	3	2	4	2	n.a.
Port of Valleyfield	2	2	n.a.	2	3	2	n.a.
Port Saint John	1	4	n.a.	2	3	5	2
PortsToronto	2	2	2	2	4	2	n.a.
Prince Rupert Port Authority	4	5	n.a.	5	5	4	3
Québec Port Authority	5	5	n.a.	5	5	5	n.a.
Saguenay Port Authority	3	5	n.a.	5	3	2	2
Sept-Îles Port Authority	3	3	3	3	4	2	2
St. John's Port Authority, NL	2	2	n.a.	4	3	2	2
Summerside Port Corporation	2	2	2	2	2	2	2
Thunder Bay Port Authority	3	2	n.a.	2	3	2	n.a.
Trois-Rivières Port Authority	3	5	n.a.	4	4	2	n.a.
Vancouver Fraser Port Authority	5	4	n.a.	5	5	3	5
Windsor Port Authority	2	3	n.a.	5	3	2	n.a.

n.a.: non applicable